

Set-up the OverDrive App

1. Get the App



In your app store, search for **Overdrive**
Install and open the app.

2. Authorize with an OverDrive Account

When you open the app you should be given an option to create an account, otherwise:

- Tap the menu button in upper left hand corner



- Tap **Account**
- Create your Overdrive Account, then **Sign In**.

3. Choose Pella Public Library eBook Catalog

- Tap menu button
- Tap **Add a Library**
- Enter 50219 then tap **Search**
- Tap **Pella Public Library**
- Tap the star

Library Systems



Pella Public

Library

603 Main St.
Pella, IA 50219

www.cityofpella.com/library

Library Hours

Monday-Thursday.... 10 AM-9PM
Friday ... 10 AM-6 PM
Saturday 10AM-5PM
Sunday 1:30-4:30 PM

Phone Number

641.628.4268

eBook & audiobook borrowing

3 titles per Person
Borrow for up to 14 days
No overdue fees

Borrow
Library eBooks
For

Tablets

iPad & Android
Kindle Fire, Nook HD



Pella Public Library
OverDrive
eBook & audiobook
download
service

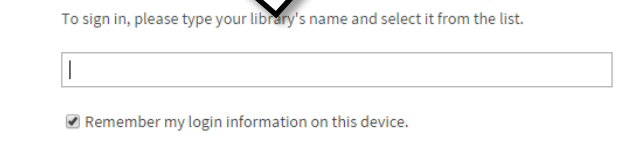


How to Borrow eBooks & audiobooks

1. Tap the **Menu Button**,
2. Tap **Bridges** to go to the catalog.



2. Click **Sign In** find and select your library.



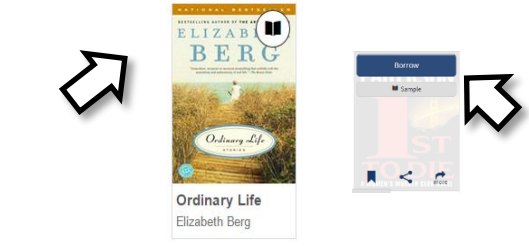
3. Enter your entire **Library Card number** then click **Login**




4. **Browse or Search** to find a title to read




5. Tap cover of title, then tap **Borrow**



6. Tap **account button** at the top of the screen to go to the Bookshelf.



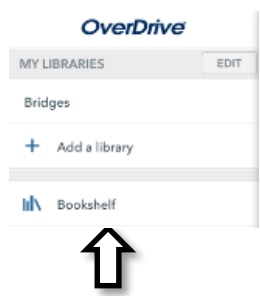
7. Tap **Download**



8. Tap the **format you want** (*Don't use Kindle*) Then tap **Confirm & Download**




9. Tap **menu button**, then **Bookshelf**



10. Tap the **cover to open**



11. **Swipe screen** to turn the page



12. Tap **center of the screen** for options



Return your eBook before the due date

1. In the App **Bookshelf** Press and hold over the title



2. Tap **Return**



3. Tap **Return** again to confirm

