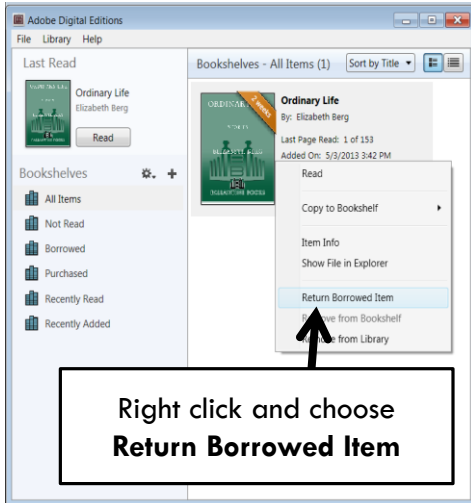


# Return your Nook eBook before the due date

On your computer,  
launch Adobe Digital Editions  
(No need to connect your device)

In the Library View:

1. Right click your mouse while hovering over the book.  
(or control-click for Mac)
2. Select **Return Borrowed Item**.



3. Delete the title on your device

## Pella Public **Library**

603 Main St.  
Pella, IA 50219

[www.cityofpella.com/library](http://www.cityofpella.com/library)

### **Library Hours**

Monday-Thursday.... 10 AM-9PM  
Saturday .... 10 AM-5 PM  
Sunday .... 1:30-4:30 PM

### **Phone Number**

641.628.4268

### **eBook borrowing**

3 titles per Person  
Borrow for up to 14 days  
No overdue fees

Borrow  
Library eBooks  
For

# Nook

and other ePub readers



**Pella Public Library  
OverDrive  
eBook & audiobook  
download  
service**



## Download Digital Editions

Visit [www.adobe.com](http://www.adobe.com), search for **Digital Editions**, then click **Download**.

Follow the installation instructions.  
(You will also need to authorize with a free Adobe account)

1. Visit the Library eBook Catalog:  
[bridges.lib.overdrive.com](http://bridges.lib.overdrive.com)

2. Click the Sign In button and select your library.

Sign In

To sign in, please type your library's name and select it from the list.

Remember my login information on this device.

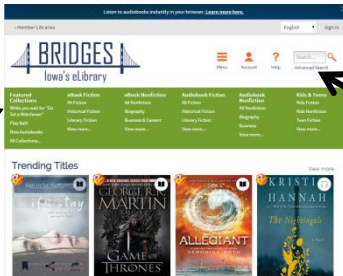


3. Enter your entire Library Card number then click **Login**

Please enter your library patron number:

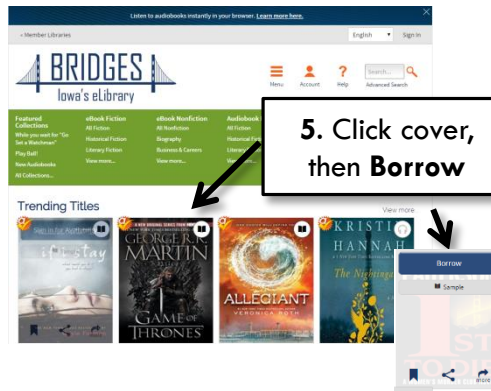
Login

4. Search or browse for a title




Available

Checked out



5. Click cover, then **Borrow**

(If you see **Place a Hold**, the item is already checked out. Enter your email and you will be notified when it is available.)



6. Click **Account** to go to the Bookshelf


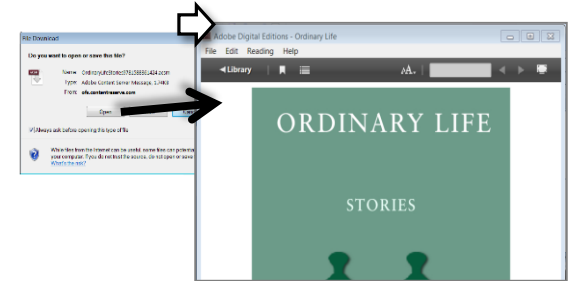


7. Click **Download**

8. Check **ePub** then click **Confirm & Download**

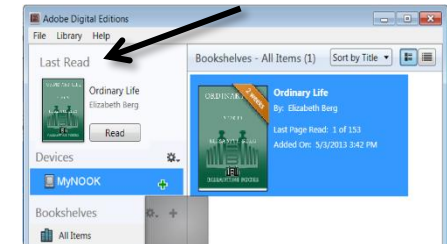


9. A file will download to your computer, find and click the eBook and the book will open in Digital Editions. Click **Library** in top left corner.



Connect your device to a computer with its USB cord.

10. Click and drag the title over your eReader's name and when you see the green plus, drop the eBook to send to your device.



On your device

For Simple Nook: look for the borrowed eBook in "Library" then "My Files". For some versions of the Nook "Digital Editions."